

**RioTinto**

# Arnaud Soirat

Chief executive, Copper and Diamonds

World Copper Conference

9 April 2019



# Cautionary statements

This presentation has been prepared by Rio Tinto plc and Rio Tinto Limited ("Rio Tinto"). By accessing/attending this presentation you acknowledge that you have read and understood the following statement.

## Forward-looking statements

This document, including but not limited to all forward looking figures, including those on slide 5, contains certain forward-looking statements with respect to the financial condition, results of operations and business of the Rio Tinto Group. These statements are forward-looking statements within the meaning of Section 27A of the US Securities Act of 1933, and Section 21E of the US Securities Exchange Act of 1934. The words "intend", "aim", "project", "anticipate", "estimate", "plan", "believes", "expects", "may", "should", "will", "target", "set to" or similar expressions, commonly identify such forward-looking statements.

Examples of forward-looking statements include those regarding estimated ore reserves, anticipated production or construction dates, costs, outputs and productive lives of assets or similar factors. Forward-looking statements involve known and unknown risks, uncertainties, assumptions and other factors set forth in this presentation.

For example, future ore reserves will be based in part on market prices that may vary significantly from current levels. These may materially affect the timing and feasibility of particular developments. Other factors include the ability to produce and transport products profitably, demand for our products, changes to the assumptions regarding the recoverable value of our tangible and intangible assets, the effect of foreign currency exchange rates on market prices and operating costs, and activities by governmental authorities, such as changes in taxation or regulation, and political uncertainty.

In light of these risks, uncertainties and assumptions, actual results could be materially different from projected future results expressed or implied by these forward-looking statements which speak only as to the date of this presentation. Except as required by applicable regulations or by law, the Rio Tinto Group does not undertake any obligation to publicly update or revise any forward-looking statements, whether as a result of new information or future events. The Group cannot guarantee that its forward-looking statements will not differ materially from actual results. In this presentation all figures are US dollars unless stated otherwise.

## Disclaimer

Neither this presentation, nor the question and answer session, nor any part thereof, may be recorded, transcribed, distributed, published or reproduced in any form, except as permitted by Rio Tinto. By accessing/ attending this presentation, you agree with the foregoing and, upon request, you will promptly return any records or transcripts at the presentation without retaining any copies.

This presentation contains a number of non-IFRS financial measures. Rio Tinto management considers these to be key financial performance indicators of the business and they are defined and/or reconciled in Rio Tinto's annual results press release and/or Annual report.



Reference to consensus figures are not based on Rio Tinto's own opinions, estimates or forecasts and are compiled and published without comment from, or endorsement or verification by, Rio Tinto. The consensus figures do not necessarily reflect guidance provided from time to time by Rio Tinto where given in relation to equivalent metrics, which to the extent available can be found on the Rio Tinto website.

By referencing consensus figures, Rio Tinto does not imply that it endorses, confirms or expresses a view on the consensus figures. The consensus figures are provided for informational purposes only and are not intended to, nor do they, constitute investment advice or any solicitation to buy, hold or sell securities or other financial instruments. No warranty or representation, either express or implied, is made by Rio Tinto or its affiliates, or their respective directors, officers and employees, in relation to the accuracy, completeness or achievability of the consensus figures and, to the fullest extent permitted by law, no responsibility or liability is accepted by any of those persons in respect of those matters. Rio Tinto assumes no obligation to update, revise or supplement the consensus figures to reflect circumstances existing after the date hereof.



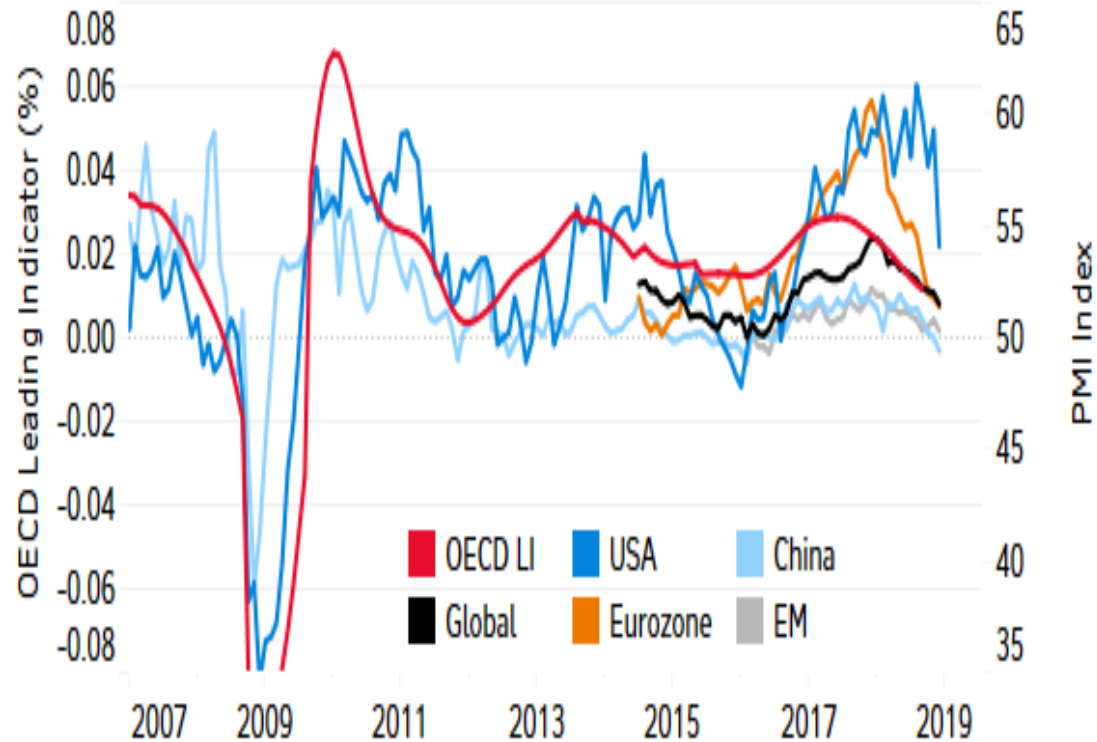
# Value proposition of mining – Societal responsibility

3

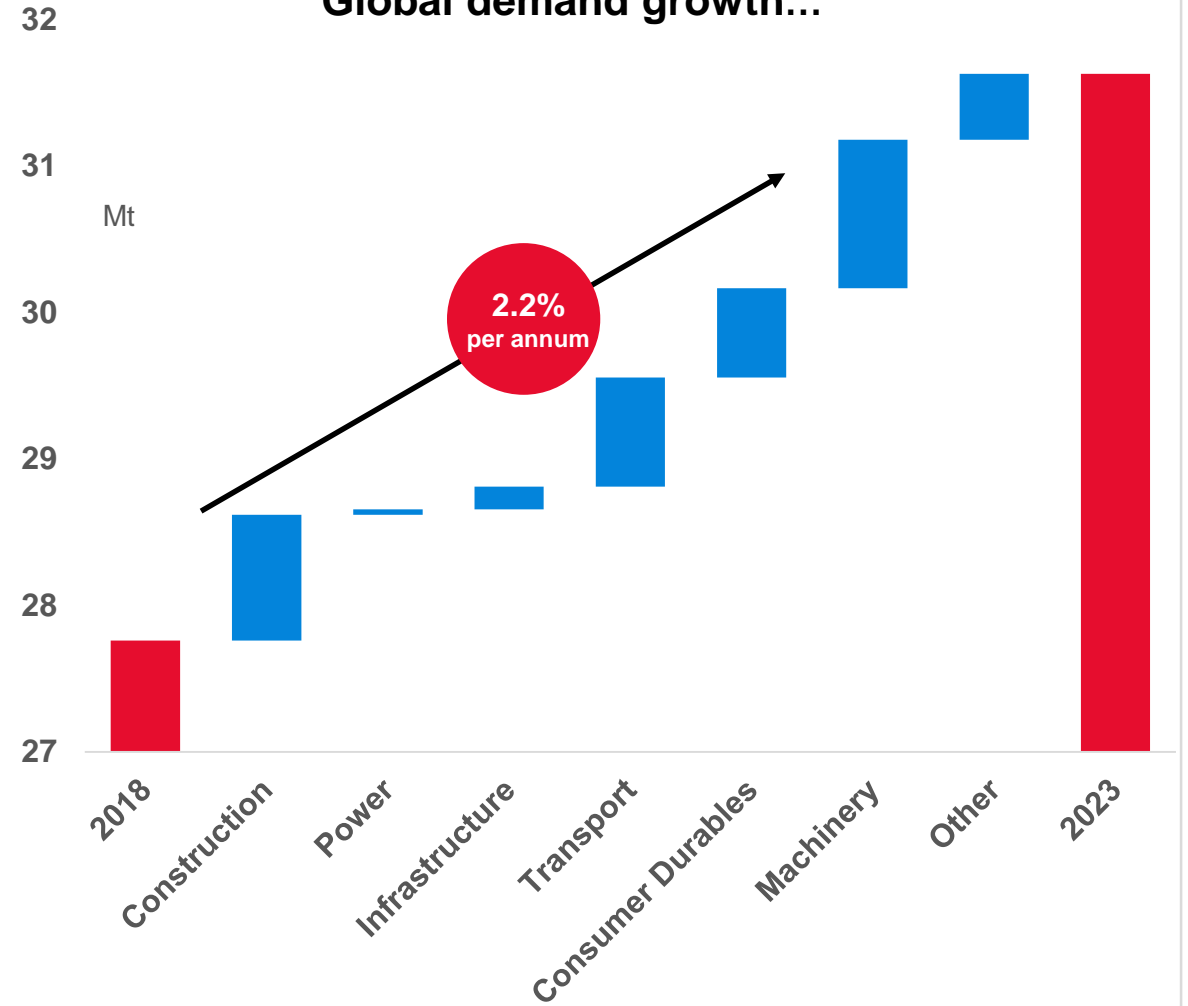


# Copper demand is increasingly important

OECD Leading Indicator and PMIs



Global demand growth...





# Escondida: Strong partnership with long-term optionality

5



**29%**  
Cu production  
increase in 2018

- Sustainable water strategy – transition to full desal by 2030
- Partnership approach strengthens the business
- Resource base offers significant long-term optionality

# Kennecott: Growth & productivity across the value stream<sup>6</sup>

- Maximising productivity across all value stream
- South pushback and underground progressing to access to higher grade ore

**37%**  
Cu production  
increase in 2018



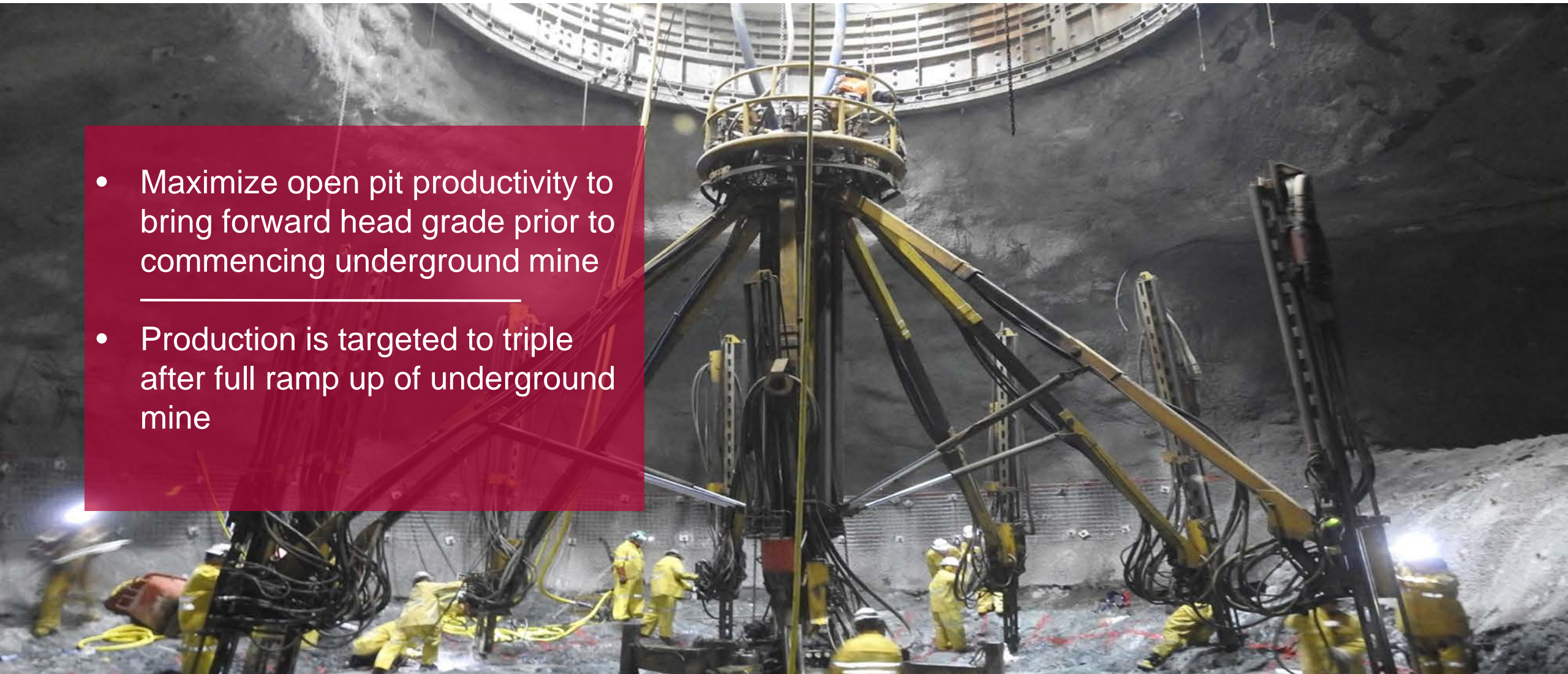
# Delivering value accretive mid – long term projects

- At Resolution, continuing to advance permitting process with active involvement of all stakeholders
- Strong initial results for both copper and gold at Winu project
- Continued focus on copper exploration

# Oyu Tolgoi: Creating long-term value for all stakeholders

8

- Maximize open pit productivity to bring forward head grade prior to commencing underground mine
- Production is targeted to triple after full ramp up of underground mine





# Pioneering sustainability at Oyu Tolgoi and making difference to society

9



## Training

**904,641**

Man-hours to about  
17,000 employees and  
contractors in 2018

## Taxes and Fees

**\$2.3b**

paid to the state  
budget between  
2010 and 2018



## Employment

**93%**

Mongolian workforce  
(Q4 2018)





# The path to sustainable prosperity, the Chilean lesson

10



Clear legal framework

Independent judiciary

Sound economic policy

Honoring agreements



# We are a part of the solution to combat climate change

11

## We are focused on:

- Supplying the materials essential to building a low-carbon economy
- Managing our own footprint
- Resilience to physical impacts
- Partnering and advocating for policies that advance climate goals

# Mineral wealth creates sustainable values over long-term

12



Environmental stewardship

Economic prosperity

Social well-being



